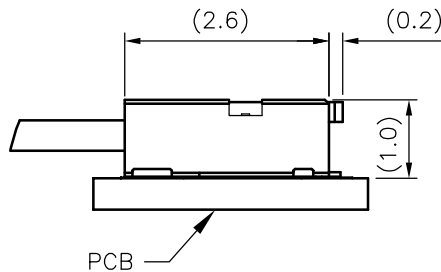
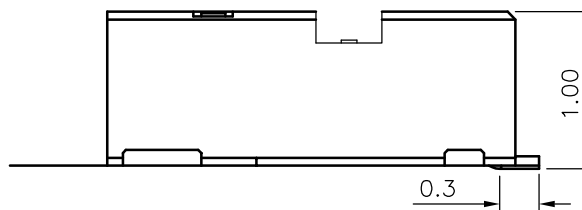
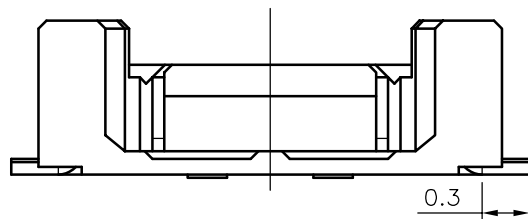


RECOMMEND PCB LAYOUT
GENERAL TOLERANCE ± 0.05
SCALE 15:1

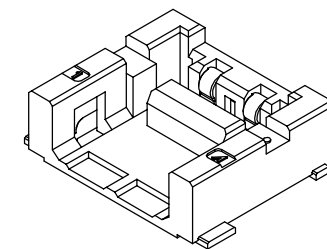


NOTES:

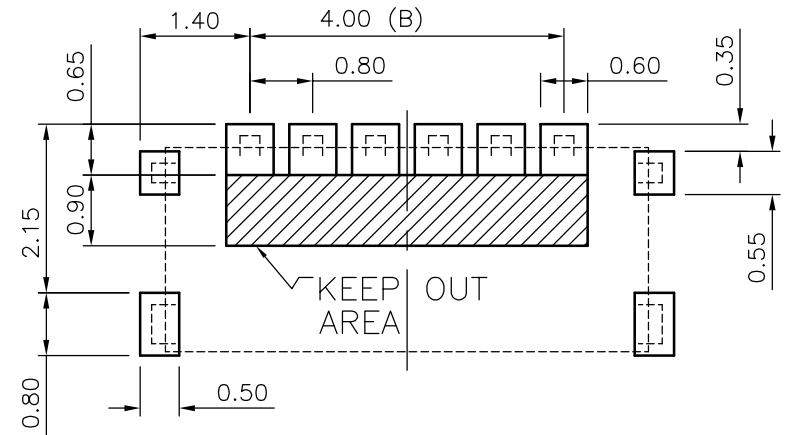
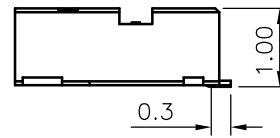
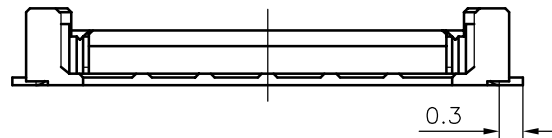
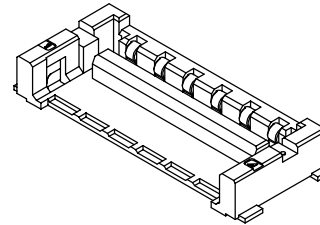
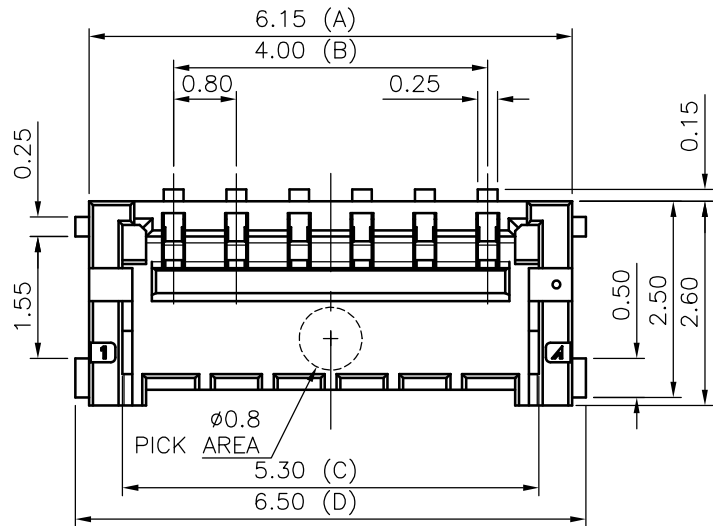
1. MATERIAL:
 - 1.1 HOUSING: THERMOPLASTIC, HIGH TEMP., UL94V-0; COLOR:BLACK.
 - 1.2 CONTACT: COPPER ALLOY
 - 1.3 FITTING NAIL: COPPER ALLOY
2. FINISH:
 - CONTACT: SEE ORDER INFORMATION.
 - UNDERPLATING: 50~100u" NICKEL OVERALL.
3. REFLOW SOLDER CAPABLE TO 260°C PER ACES SPEC.
4. SPEC. PLS. REFER TO PS-51493-xxxxx-xxx
5. PACKAGE PLS. REFER TO 51493-xxxCR-00
6. MATING CONNECTOR P/N: 51494-xxxxx-xxx
7. PART NUMBER

51493-XXX X X-001

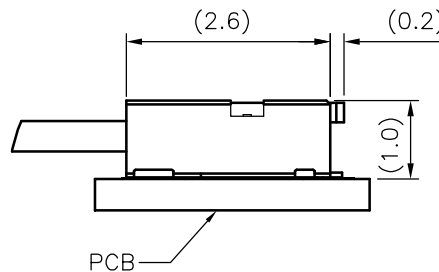
CKTS _____ CONTACT PLATING
002.2PIN _____ Δ 2.Au 3u" OVERALL
PACKING _____
0.TAPE&REEL _____



QUALITY SYMBOLS MAJOR \odot CRITICAL \ominus GENERAL TOLERANCES (UNLESS SPECIFIED) X. ± 0.5 .X ± 0.25 .XX ± 0.15 .XXX ± 0.1 ANGLES $\pm 2^\circ$	DRAWN BY CHEN CHUN YUAN 18/10/25	DATE 18/10/25				
	CHECKED BY TSOI HUNG 18/10/25	DATE 18/10/25			TITLE 0.8 Pitch WTB CONN. (Wafer)	
	APPROVED BY WANG CHUN SHENG 18/10/25	DATE 18/10/25	UNITS mm		SIZE A4	RFQ NO. N/A
	SCALE 20 : 1	SHEET NO. 1 OF 2	REV C		PART NO. 51493-xxxxx-xxx	DWG NO. 51593-xxxxx-xxx



RECOMMEND PCB LAYOUT
GENERAL TOLERANCE ± 0.05



DIM	A	B	C	D
6 PIN	6.15	4.00	5.30	6.50
4 PIN	4.55	2.40	3.70	4.9D

NOTES:

1. MATERIAL:

1.1 HOUSING: THERMOPLASTIC, HIGH TEMP., UL94V-0; COLOR:BLACK.

1.2 CONTACT: COPPER ALLOY

1.3 FITTING NAIL: COPPER ALLOY

2. FINISH:

CONTACT: SEE ORDER INFORMATION.

UNDERPLATING: 50~100u" NICKEL OVERALL.

3. REFLOW SOLDER CAPABLE TO 260°C PER ACES SPEC.

4. SPEC. PLS. REFER TO PS-51493-xxxxx-xxx

5. PACKAGE PLS. REFER TO 51493-xxxCR-00

6. MATING CONNECTOR P/N: 51494-xxxxx-xxx

7. PART NUMBER

51493-XXX X X-001

CKTS

006.6PIN

004.4PIN

CONTACT PLATING

2.Au 3u" OVERALL

PACKING

0.TAPE&REEL

QUALITY SYMBOLS

MAJOR

CRITICAL

GENERAL TOLERANCES
(UNLESS SPECIFIED)

X. ± 0.5

.X ± 0.25

.XX ± 0.15

.XXX ± 0.10

ANGLES $\pm 2^\circ$

DRAWN BY

CHEN CHUN YUAN

DATE

19/04/23

CHECKED BY

TSO I HUNG

DATE

19/04/23

APPROVED BY

WANG CHUN SHENG

DATE

19/04/23

ACES ELECTRONICS

0.8 Pitch WTB CONN.
WAFER

UNITS

mm

SCALE

10:1

SIZE

A4

SCALE

10:1

SHEET NO.

2 OF 2

REV

C

RFQ NO.

N/A

REV

DWG NO.

E-51493-xxxxx-xxx